



AL-NIMRA AL-WADI AUTO SPARE PARTS TRADING LLC

Specialized Dealer In All Kinds Of Automotive Rubber Parts For Passenger Cars.



+971-55-827-9720



+971-55-827-9720



anawasp.com

BRANDS WE DEAL IN



ABOUT ANAWASP

Who We Are?

AL NIMRA ALWADI AUTO SPARE PARTS TRADING L.L.C

We are Importers, Exporters, Stockists, Whole Sellers & Retailers For Automotive Rubber & Metal Bonded Parts For Passenger Cars In Dubai, United Arab Emirates.

CONTACT DETAILS



Location

Shop No, 42. Bin
Thani Plaza Building
Al Nakhal Street,
Naif – Deira – Dubai.



Call Us

+971-4-4240116,
+971-55-8279720,
+971-55-6490031



Mail Us

info@anawasp.com



Web Site

anawasp.com

MAZDA CATALOG



mazda



MAZDA

 <p>0370-39-040A M/D 808 [1971-1978] FRONT ENGINE MOUNTING</p> <p>B : 4 / C : 80 PCS</p>	 <p>0249-39-040 M1000 FRONT ENGINE MOUNTING</p> <p>B : 4 / C : 80 PCS</p>
 <p>0259-39-040 M1200 FRONT ENGINE MOUNTING</p> <p>B : 4 / C : 80 PCS</p>	
 <p>0223-39-060 B1600 FRONT ENGINE MOUNTING [FR, RH]</p> <p>B : 1 / C : 10 PCS</p>	 <p>0223-39-090 B1600 FRONT ENGINE MOUNTING [FR, LH]</p> <p>B : 1 / C : 10 PCS</p>
 <p>UB39-39-040A MAGNUM, FIGHTER B2500 ['96-06] FRONT ENGINE MOUNTING [UH71-39-040]</p> <p>B : 2 / C : 40 PCS</p>	
 <p>0636-39-040 E2700 FRONT ENGINE MOUNTING</p> <p>B : 2 / C : 40 PCS</p>	
 <p>1668-39-040D M323 FRONT ENGINE MOUNTING</p> <p>B : 1 / C : 15 PCS</p>	 <p>W023-39-040A TITAN TRUCK T3000 [1984-1992] FRONT ENGINE MOUNTING [OK65A-39-040]</p> <p>B : 1 / C : 20 PCS</p>








MAZDA

 <p>B001-39-040 M323 SEDAN [1980-1985] FRONT ENGINE MOUNTING</p> <p>B : 1 / C : 20 PCS</p>	 <p>B037-39-040A M323 [1983-1988] FRONT ENGINE MOUNTING</p> <p>B : 1 / C : 20 PCS</p>
 <p>B092-39-040 M323 SEDAN [1986-1989] FRONT ENGINE MOUNTING</p> <p>B : 1 / C : 20 PCS</p>	 <p>3975-39-040C M626, 929 FRONT ENGINE MOUNTING</p> <p>B : 1 / C : 15 PCS</p>
 <p>UM46-39-040B BT50 2WD, 4WD [2006-2011] FRONT ENGINE MOUNTING [FR] [2WD, 4WD] [Petrol] [UR58-39-040]</p> <p>B : 1 / C : 20 PCS</p>	
 <p>UF9S-39-05XA BT50 PRO, RANGER T6 '11-20 FRONT ENGINE MOUNTING [FR, LH, 2WD, 4WD, A/T, M/T, 2.2]</p> <p>B : 1 / C : 12 PCS</p>	 <p>UF9S-39-040A BT50 PRO, RANGER T6 '11-20 FRONT ENGINE MOUNTING [FR, RH, 2WD, 4WD, A/T, M/T, 2.2]</p> <p>B : 1 / C : 12 PCS</p>
 <p>UC9T-39-05X BT50 PRO, RANGER T6 '16-20 FRONT ENGINE MOUNTING [LH]</p>	 <p>UC9T-39-040 BT50 PRO, RANGER T6 '16-20 FRONT ENGINE MOUNTING [RH]</p>



MAZDA

 <p>0259-39-340 M1200 REAR ENGINE MOUNTING</p> <p>B : 2 / C : 40 PCS</p>	 <p>0437-39-340A M1600, B2200 REAR ENGINE MOUNTING</p> <p>B : 2 / C : 40 PCS</p>
 <p>0636-39-340 E2700 REAR ENGINE MOUNTING</p> <p>B : 2 / C : 40 PCS</p>	 <p>W023-39-340A T3000 '1984-2005 REAR ENGINE MOUNTING</p> <p>B : 10 / C : 150 PCS</p>
 <p>UB39-39-340 B1600, B2200, MAGNUM [85-1998] REAR ENGINE MOUNTING [RE] [2WD] [Petrol, Diesel] [UH71-39-340]</p> <p>B : 2 / C : 40 PCS</p>	<p>UC2P-39-340 BT50 4WD REAR ENGINE MOUNTING [3.2]</p>



MAZDA

 <p>B092-39-050A M323 '86-89 [FR, M/T] ENGINE BUSHING [1.3, 1.6]</p>	 <p>B455-39-070 323 SEDAN '93-95 [LH] ENGINE BUSHING</p>
 <p>BR74-39-040 323 SEDAN '1989-1993 [RE] ENGINE BUSHING</p> <p>B : 4 / C : 56 PCS</p>	 <p>B455-39-050B 323 SEDAN '1989-1993 [FR] ENGINE BUSHING</p> <p>B : 4 / C : 56 PCS</p>
 <p>B455-39-100E 323 SEDAN '1989-1993 [LH] ENGINE BUSHING</p> <p>B : 4 / C : 56 PCS</p>	 <p>B455-39-060E 323 SEDAN '1989-1993 [RH] ENGINE BUSHING</p> <p>B : 2 / C : 28 PCS</p>
 <p>BC1D-39-040B 323 SEDAN '1994-1997 ENGINE BUSHING [RE,A/T,M/T]</p> <p>B : 4 / C : 56 PCS</p>	 <p>BC1G-39-050B 323 SEDAN '1994-1997 ENGINE BUSHING [FR, A/T]</p> <p>B : 2 / C : 28 PCS</p>
 <p>BC1D-39-050A 323 SEDAN '1994-1997 ENGINE BUSHING [FR, M/T]</p> <p>B : 4 / C : 56 PCS</p>	 <p>BC1E-39-100C 323 SEDAN '1994-1997 ENGINE BUSHING [LH, A/T, M/T]</p> <p>B : 4 / C : 56 PCS</p>
 <p>B25D-39-040 323 SEDAN '98-02 PROTÉGÉ ENGINE BUSHING [RE] [BJ0N-39-040]</p> <p>B : 4 / C : 56 PCS</p>	 <p>B25D-39-050C 323 PROTÉGÉ '1998-2002 [FR] ENGINE BUSHING</p> <p>B : 4 / C : 56 PCS</p>









MAZDA

 <p>B25D-39-070C 323 PROTÉGÉ '1998-2002 ENGINE BUSHING [LH, A/T, M/T] B : 2 / C : 28 PCS</p>	 <p>BJ0N-39-060YD 323 SEDAN PROTÉGÉ '98-02 ENGINE BUSHING [RH]</p>
 <p>B25D-39-06YC 323 SEDAN PROTÉGÉ '98-02 ENGINE BUSHING [1.6] [RH] B : 4 / C : 56 PCS</p>	 <p>GA2C-39-040E CRONOS, 626 '1991-1996 ENGINE BUSHING [RE, A/T] B : 2 / C : 28 PCS</p>
 <p>GA2A-39-040A CRONOS, 626 '1991-1996 ENGINE BUSHING [RE, M/T] B : 2 / C : 28 PCS</p>	 <p>GA2C-39-050 CRONOS '1991-1996 ENGINE BUSHING [FR, A/T] B : 4 / C : 56 PCS</p>
 <p>GA2A-39-050 CRONOS '1991-1996 ENGINE BUSHING [FR, M/T] [GE4T-39-050] B : 4 / C : 56 PCS</p>	
 <p>GE4T-39-070A CRONOS '1997-2001 ENGINE BUSHING [LH, M/T] B : 4 / C : 56 PCS</p>	 <p>GE6T-39-070A CRONOS '1997-2001 ENGINE BUSHING [LH, A/T] B : 2 / C : 28 PCS</p>
 <p>BP4K-39-010 MAZDA3 ENGINE BUSHING</p>	



MAZDA

 <p>B092-39-050A IE M323 '1983-1988 [FR, M/T] INSULATOR ENGINE</p> <p>B : 2 / C : 28 PCS</p>	
 <p>BR74-39-040 IE 323 SEDAN '1989-1993 INSULATOR ENGINE</p> <p>B : 2 / C : 40 PCS</p>	 <p>B455-39-050B IE 323 SEDAN '1989-1993 INSULATOR ENGINE</p> <p>B : 2 / C : 40 PCS</p>
 <p>BC1D-39-040 IE 323 SEDAN '1994-1997 INSULATOR ENGINE [RE, A/T, M/T]</p>	 <p>BC1G-39-050B IE 323 SEDAN '1994-1997 INSULATOR ENGINE [FR, A/T, M/T]</p>
 <p>BC1D-39-050A IE 323 SEDAN '1994-1997 INSULATOR ENGINE [FR, M/T]</p>	
 <p>B25D-39-050C IE 323 PROTÉGÉ '1998-2002 [FR] INSULATOR ENGINE</p>	<p>B25D-39-070 IE 323 SEDAN '1998-2002 INSULATOR ENGINE [LH, M/T]</p>
 <p>B25D-39-060 IE 323 PROTÉGÉ '1998-2002 [RH] INSULATOR ENGINE</p>	 <p>GJ27-39-060E IE 626 TTL [1987-1991] INSULATOR ENGINE [RH, A/T]</p>



MAZDA

<p>GA2C-39-050 IE CRONOS, 626 '1991-1996 INSULATOR ENGINE [FR, A/T]</p>	 <p>GA2A-39-050 IE CRONOS, 626 '1991-1996 INSULATOR ENGINE [FR, M/T]</p>
 <p>D651-39-070 MAZDA 2 DE '2007, DEMIO INSULATOR ENGINE [110/34 MM.] [LH, A/T] [DL33-39-070,DG81-39-070]</p>	 <p>DG80-39-070 MAZDA 2 DE '2007, DEMIO INSULATOR ENGINE [125 MM] [LH, M/T] [DL34-39-070]</p>
 <p>D652-39-040 MAZDA 2 DE , DEMIO [2007-2014] INSULATOR ENGINE [RE, A/T]</p>	
 <p>DG80-39-040 MAZDA 2 DE , DEMIO [2007-2014] INSULATOR ENGINE [RE, M/T]</p>	 <p>DL34-39-04X MAZDA 2 DE , DEMIO [2007-2014] INSULATOR ENGINE [RE, M/T]</p>
 <p>DG80-39-060 MAZDA 2 DE, DEMIO '07-2014 INSULATOR ENGINE [RH] [D652-39-060]</p>	 <p>DG81-39-060 MAZDA 2 DE, DEMIO '07-2014 INSULATOR ENGINE [RH, M/T]</p>



MAZDA

 <p>D09T-39-070 MAZDA 2 SKYACTIV '2014 INSULATOR ENGINE [LH]</p>	 <p>D09T-39-060 MAZDA 2 SKYACTIV '2014 INSULATOR ENGINE [RH] [Diesel]</p>
 <p>DA6T-39-040 MAZDA 2 SKYACTIV '2014 INSULATOR ENGINE [RE]</p>	 <p>DB1M-39-060 MAZDA 2 SKYACTIV '2014 INSULATOR ENGINE [RH] [Petrol]</p>
 <p>GR9V-39-060C MAZDA 6 [2002-2006] INSULATOR ENGINE [RH, A/T] [GJ6G-39-060, GK2E-39-060]</p>	



MAZDA

 <p>BP4K-39-040C IE MAZDA 3 [2003-2008] INSULATOR ENGINE [RE] [1.3, 1.6] [BP4S-39-040A]</p>	
 <p>BP4K-39-070 IE MAZDA 3 BK [2003-2008] INSULATOR ENGINE [LH] [BP4S-39-070D]</p>	 <p>BP4N-39-070 MAZDA 3 INSULATOR ENGINE [LH]</p>
 <p>BP4K-39-060 IE MAZDA 3 [2003-2008] INSULATOR ENGINE [RH] [1.3, 1.6]</p>	 <p>BP4S-39-060 IE MAZDA 3 [2003-2008] INSULATOR ENGINE [RH] [2.0, 2.3]</p>
 <p>BFF7-39-070 MAZDA 3 BL [2010-2013] INSULATOR ENGINE [LH, A/M] [BBM5-39-070C, AV61-7M121-CC]</p>	 <p>B38M-39-060 MAZDA 3 BL [2010-2013] INSULATOR ENGINE [RH]</p>
 <p>BKC9-39-070 MAZDA 3 BM '2013 INSULATOR ENGINE INSULATOR ENGINE</p>	 <p>KH31-39-040 CX5 '2015 INSULATOR ENGINE [RE]</p>
 <p>GJL3-39-060 CX-5, SKY ACTIVE '2014-2018 INSULATOR ENGINE (2.5) (RH)</p>	 <p>KE64-39-060A CX5 '2015 INSULATOR ENGINE (RH) 2.2L,DS</p>



MAZDA

 <p>E181-39-070 TRIBUTE [2003-2007] INSULATOR ENGINE [LH] [2.3]</p>	 <p>EC01-39-060 TRIBUTE '00-02, ESCAPE INSULATOR ENGINE [RH]</p>
 <p>E182-39-040 TRIBUTE [2003-2007] INSULATOR ENGINE [RE] [2.3] 4WD [ID:18MM]</p>	 <p>E181-39-040 TRIBUTE [2003-2007] INSULATOR ENGINE [RE] [2.3] 2WD [ID:12MM]</p>
 <p>E181-39-060 TRIBUTE [2003-2007] INSULATOR ENGINE [RH] [2.3]</p>	
 <p>E181-39-050 TRIBUTE [2003-2007] INSULATOR ENGINE [FR] [2.3]</p>	 <p>KF59-39-040A M/D CX-5 KE, M/D 3 BM, BN ['11-17] INSULATOR ENGINE [RE, 2.0, 2.5] [GSH4-39-040, KD62-39-040, KR11-39-040]</p>
 <p>GHR9-39-070 M/D CX-5 KE, M/D 3 BM, BN ['11-17] INSULATOR ENGINE [LH, 2.0, 2.5] [GHS4-39-070, KF59-39-070, KR11-39-070]</p>	 <p>GHS4-39-060A M/D CX-5 KE, M/D 3 BM, BN ['11-17] INSULATOR ENGINE [RH, 2.0, 2.5] [KD47-39-060]</p>



Specialized Dealer In All Kinds Of Automotive Rubber Parts For Passenger Car.

MAZDA

 <p>0755-25-300 M1200, B1600, B2200 [1998-2006] CENTER BEARING</p>	 <p>P030-25-310C MAGNUM [1985-1998] CENTER BEARING</p>
 <p>P047-25-310 THUNDER 2500DI CENTER BEARING</p>	 <p>W001-25-300 T3000, T3500 CENTER BEARING</p>
 <p>SA12-25-300 BT50 2WD [2006] CENTER BEARING</p>	 <p>SA68-25-300 BT50 4WD [2006] CENTER BEARING</p>
 <p>U6A1-25-YA1 BT50 PRO, RANGER '2012 CENTER BEARING [2WD, 4WD]</p>	



MAZDA

 <p>D651-34-380 MAZDA 2 DE [2007-2010] SHOCK ABSORBER MOUNTING [FR, LH, RH] [8V51 3K155 BA]</p>	 <p>D651-34-38XA MAZDA 2 DE ['07-10], FIESTA [07-14] SHOCK ABSORBER BEARING</p>
 <p>BP4L-34-380 MAZDA 3 BK ['03-08], FOCUS SHOCK ABSORBER MOUNTING [FR, LH, RH] [BP4K-34-380, BBM2-34-380, 3M513K155BD]</p>	 <p>BBM2-34-38X MAZDA 3 BK ['03-08], FOCUS SHOCK ABSORBER BEARING</p>
 <p>KD35-34-380A SHOCK ABSORBER MOUNTING</p>	 <p>KD35-34-38XA SHOCK ABSORBER BEARING</p>
 <p>UC3C-34-340A BT50 PRO SHOCK ABSORBER MOUNTING [2WD, 4WD]</p>	 <p>BP4K-28-380 MAZDA 3 '2003-2008 SHOCK ABSORBER RUBBER</p>
 <p>UC2R-34-755B BT50 PRO, RANGER 2012 SHOCK ABSORBER RUBBER [2WD, 4WD]</p>	
 <p>UC2P-34-700A BT50 PRO [2011] SHOCK ABSORBER BUSH</p>	<p>DL33-28-70XF M/D 3 DY '2003-2007 SHOCK ABSORBER BUSH</p>



MAZDA

 <p>0662-34-460 M1200, M1300, M1400 LOWER ARM BUSH</p>	 <p>1243-34-460 M1600, B1600 LOWER ARM BUSH [0193-34-820]</p>
 <p>UB39-34-460 MAGNUM, FIGHTER [1985-1991] LOWER ARM BUSH [UC86-34-460, UH71-34-460]</p>	 <p>UA01-34-820 B2000, B2200 [1985-1998] LOWER ARM BUSH</p>
 <p>B092-34-460 MAZDA 323 '1981-1988 LOWER ARM BUSH [FR, BIG]</p>	 <p>B210-34-470 MAZDA 323 GLX [1979-1989] LOWER ARM BUSH [FR, SMALL]</p>
 <p>B455-34-46YA 323 SEDAN [1989-1997] LOWER ARM BUSH [FR, BIG]</p>	 <p>B459-34-470 323 SEDAN '1989-1994 LOWER ARM BUSH [FR, SMALL]</p>
 <p>B455-34-46XA BR 323 SEDAN '1989-1997 LOWER ARM BUSH [RH, Bracket] [1.5, 1.6]</p>	 <p>B455-34-46YA BR 323 SEDAN '1989-1997 LOWER ARM BUSH [LH, Bracket] [1.5, 1.6]</p>
 <p>BC1D-34-470 323 SEDAN BA [1994-1997] LOWER ARM BUSH [FR, SMALL]</p>	 <p>BC1F-34-46Y 323 SEDAN BA [1994-1997] LOWER ARM BUSH [FR, BIG]</p>



MAZDA

 <p>BC1F-34-46XA 323 SEDAN, MX3 [1994-1997] LOWER ARM BUSH [RH, Bracket] [1.7, 1.8]</p>	 <p>BC1F-34-46YA 323 SEDAN, MX3 [1994-1997] LOWER ARM BUSH [LH, Bracket] [1.7, 1.8]</p>
 <p>B001-34-460 323 XG '1979-1989 [BIG] LOWER ARM BUSH [FR, BIG]</p>	 <p>B001-34-470 323 XG '1979-1989 [SMALL] LOWER ARM BUSH [FR, SMALL]</p>
 <p>B25D-34-460 323 SEDAN [1998-2002] LOWER ARM BUSH [FR, BIG] [C100-34-460, D100-34-460]</p>	 <p>B25D-34-470 323 SEDAN [1998-2002] LOWER ARM BUSH [FR, SMALL]</p>
 <p>G030-34-460D 626 GLX '1983-1987 LOWER ARM BUSH [FR, BIG]</p>	
 <p>GJ21-34-460B 626 TTL [1987-1990] LOWER ARM BUSH [FR, BIG]</p>	 <p>KA10-34-470A 626 TTL [1987-1990] LOWER ARM BUSH [FR, SMALL]</p>
 <p>GA2A-34-46XE CRONOS [BIG] LOWER ARM BUSH [FR, BIG]</p>	 <p>GA2B-34-470A CRONOS '1991-1997 [SMALL] LOWER ARM BUSH [FR, SMALL]</p>



MAZDA

 <p>GE4T-34-46YD BR CRONOS, M/D 626 [1997-2002] LOWER ARM BUSH [RH, Bracket] [1.8, 2.0]</p>	 <p>GE4T-34-46XD BR CRONOS, M/D 626 [1997-2002] LOWER ARM BUSH [LH, Bracket] [1.8, 2.0]</p>
 <p>T001-34-460 XEDOS 9 [1993-2000] LOWER ARM BUSH [FR, BIG]</p>	 <p>T001-34-710 XEDOS 9 [1993-2000] LOWER ARM BUSH [FR, SMALL]</p>
 <p>T001-34-D00 XEDOS 9 '1993-2000 UPPER ARM BUSH</p>	 <p>GJ6A-34-470 MAZDA 6 [2002-2006] LOWER ARM BUSH [SMALL]</p>
 <p>LA12-34-300 MPV LV [1990-1999] LOWER ARM BUSH [FR, BIG]</p>	 <p>LA12-34-460 MPV LV [1990-1999] LOWER ARM BUSH [FR, SMALL]</p>
 <p>LC62-34-460 MPV LW [1999-2006] LOWER ARM BUSH</p>	
 <p>GR1A-34-470 MAZDA 626 [2002-2008] LOWER ARM BUSH [FR, SMALL] [8G0A-34-470]</p>	 <p>GJ6A-34-460 MAZDA 626 [2002-2008] LOWER ARM BUSH [FR, BIG] [GR1A-34-460]</p>



MAZDA

 <p>GJ6A-34-200B MAZDA 626 '2002-2008 UPPER ARM BUSH</p>	 <p>GJ6A-34-200B N M/D 6 WG GH [2008-2013] UPPER ARM BUSH [NO.46] [GS1D-34-200, GP9A-34-200A]</p>
 <p>GS1D-34-300B MAZDA 6 [2008-2013] LOWER ARM BUSH [FR, BIG] [GS1D-34-350]</p>	 <p>GS1D-34-300S MAZDA 6 [2008-2013] LOWER ARM BUSH [FR, SMALL]</p>
 <p>GJ6A-34-710A MAZDA 6 [2008-2013] LOWER ARM BUSH [SMALL] [CENTER]</p>	 <p>GS1D-34-80M MAZDA 6 [2008-2013] LOWER ARM BUSH [MEDIUM]</p>
 <p>GS1D-34-80S MAZDA 6 [2008-2013] LOWER ARM BUSH [SMALL]</p>	 <p>GS1D-34-80B MAZDA 6 [2008-2013] LOWER ARM BUSH [BIG]</p>
 <p>D201-34-460 DEMIO DW3, DW5 [1998-2002] LOWER ARM BUSH [FR, BIG]</p>	 <p>D001-34-153 DEMIO DW3, DW5 [1998-2002] LOWER ARM RUBBER [FR, SMALL]</p>
 <p>D350-34-300 MAZDA 2 DY, DEMIO [2003-2007] LOWER ARM BUSH [FR, BIG]</p>	 <p>D350-34-350 MAZDA 2 DY, DEMIO [2003-2007] LOWER ARM BUSH [FR, SMALL]</p>



MAZDA

 <p>D651-34-300 MAZDA 2 DE, DEMIO [2007-2014] LOWER ARM BUSH [FR, BIG] [DL33-34-460]</p>	 <p>D651-34-470 MAZDA 2 DE, DEMIO [2007-2014] LOWER ARM BUSH [FR, SMALL] [DL33-34-470, DG80-34-470]</p>
 <p>D09H-34-350E-1 MAZDA 2 DJ, DL ['14], CX-3 ['15-] LOWER ARM BUSH [FR, BIG] [DA6A-34-460, D10E-34-350B]</p>	 <p>D09H-34-350E-2 MAZDA 2 DJ, DL ['14], CX-3 ['15-] LOWER ARM BUSH [FR, SMALL] [DA6A-34-470, D10E-34-350S]</p>
 <p>B32H-34-300D MAZDA 3 BK [2003-2008] LOWER ARM BUSH [FR, SMALL] [B32H-34-350S]</p>	 <p>B32H-34-300 MAZDA 3 BK [2003-2008] LOWER ARM BUSH [FR, BIG] [B32H-34-350B, BBM2-34-300B]</p>
 <p>BBM2-34-350 MAZDA3 BL [2009-2013], FOCUS LOWER ARM BUSH [FR, SMALL] [BBM2-34-300S]</p>	 <p>BP4K-34-800K MAZDA 3 BK '2003-2008 LOWER ARM BUSH</p>
 <p>KD35-34-470 MAZDA 3 BM ['13-18], CX-5 [11-17] LOWER ARM BUSH [FR, SMALL] [TK48-34-470]</p>	 <p>KD35-34-460 MAZDA 3 BM ['13-18], CX-5 [11-17] LOWER ARM BUSH [FR, BIG] [B45A-34-460]</p>
 <p>EG21-34-350 CX-7 ER ['06-12], MPV LY ['2006] LOWER ARM BUSH [FR, SMALL] [EH44-34-350S, L206-34-352B]</p>	 <p>EG21-34-300 CX-7 ER ['06-12], CX-9 TB ['07-13] LOWER ARM BUSH [FR, BIG] [EH44-34-300E, TD11-34-300E]</p>



MAZDA

 <p>TD11-34-350 CX-9 TB [2007-2013] LOWER ARM BUSH [FR, SMALL]</p>	 <p>EG21-34-300 BR CX-7 ER ['06-12], CX-9 TB ['07-13] LOWER ARM BUSH [BRACKET]</p>
 <p>EG21-34-80B CX-7 ER ['06-12], CX-9 TB ['07-13] LOWER ARM BUSH [FR, BIG] [TD11-34-80XB]</p>	 <p>EG21-34-80S CX-7 ER ['06-12], CX-9 TB ['07-13] LOWER ARM BUSH [FR, SMALL] [TD11-34-80XD]</p>
 <p>EF91-34-460 TRIBUTE EP '2000-2007 LOWER ARM BUSH [FR, BIG] [EC01-34-300]</p>	 <p>EF91-34-470 TRIBUTE EP '2000-2007 LOWER ARM BUSH [FR, SMALL] [EC01-34-350C]</p>
 <p>E112-34-350C-B TRIBUTE '2001-2004, ESCAPE LOWER ARM BUSH [FR, BIG] [EC01-34-300]</p>	 <p>UR56-34-470 BT50 UN 2WD, 4WD [2006-2011] LOWER ARM BUSH [UR58-34-470]</p>
 <p>UC3C-34-450A BT50 [2011-2013] LOWER ARM BUSH [AB31 3A493 BB]</p>	 <p>UC3C-34-460A BT50 [2011-2013] LOWER ARM BUSH [AB31 3069 AB]</p>
 <p>UC3C-34-470A BT50 [2011-2013] UPPER ARM BUSH [AB31 3068 BB]</p>	



Specialized Dealer In All Kinds Of Automotive Rubber Parts For Passenger Car.

MAZDA

 <p>B455-28-200B 323 SEDAN [1989-1998] SUSPENSION BUSH [BIG]</p>	 <p>B455-28-200A 323 SEDAN [1989-1998] SUSPENSION BUSH [SMALL]</p>
 <p>B455-28-620 323 SEDAN [1989-1998] SUSPENSION BUSH [LH]</p>	 <p>B455-28-630 323 SEDAN [1989-1998] SUSPENSION BUSH [RH, SHORT]</p>
 <p>B455-28-600 323 SEDAN [1989-1998] SUSPENSION BUSH [RH, LONG]</p>	
 <p>BJ3D-28-600 PROTÉGÉ [1998-2002] SUSPENSION BUSH [RE, BIG]</p>	 <p>BJ3D-28-620 PROTÉGÉ [1998-2002] SUSPENSION BUSH [RE, BIG]</p>
 <p>B084-28-600 626 [1983-1987] SUSPENSION BUSH</p>	 <p>G030-28-600 626 [1983-1987] SUSPENSION BUSH</p>
 <p>G030-28-550 626 [1983-1987] SUSPENSION BUSH</p>	 <p>G030-28-500 626 [1983-1987] SUSPENSION BUSH</p>



MAZDA

 <p>G030-28-300-30 626 [1983-1987] SUSPENSION BUSH [BIG]</p>	 <p>G030-28-300-10 626 [1983-1987] SUSPENSION BUSH [SMALL]</p>
 <p>GA2A-28-600A-1 626, CRONOS [1991-2001] SUSPENSION BUSH [GA2A-28-601]</p>	 <p>G516-22-200 626, CRONOS [1991-2001] SUSPENSION BUSH</p>
 <p>GA2A-28-620 626, CRONOS [1991-2001] SUSPENSION BUSH</p>	 <p>G516-22-200-1A 626, CRONOS [1991-2001] SUSPENSION BUSH</p>
 <p>DC20-28-460 DEMIO DW3, DW5 [1998-2002] SUSPENSION BUSH [2 PCS/CAR] [D201-28-460]</p>	 <p>D350-28-460 DEMIO DY3, DY5 [2002-2007] SUSPENSION BUSH [2 PCS/CAR] [D375-28-460]</p>
 <p>D651-28-460 MAZDA 2 DE, DEMIO [2007-2014] SUSPENSION BUSH [2 PCS/CAR]</p>	 <p>DD32-28-460 MAZDA 2 DY ['03-07], FORD FIESTA SUSPENSION BUSH</p>
 <p>BP4K-28-C10B MAZDA 3 BK ['03-10], CX-7, FOCUS SUSPENSION BUSH [2 PCS/CAR] [EG21-28-C10B, BMM2-28-C10]</p>	 <p>BP4K-28-200H MAZDA 3 BK ['03-10], MD 5, FOCUS SUSPENSION BUSH [2 PCS/CAR] [C2Y6-28-46X, B39D-28-200, BBM4-28-250]</p>



MAZDA

 <p>BP4K-28-300E MAZDA 3 BK ['03-10], MD 5, FOCUS SUSPENSION BUSH [SMALL] [2 PCS/CAR] [BBP3-28-300B]</p>	 <p>BP4K-28-300ES MAZDA 3 BK ['03-10], MD 5, FOCUS SUSPENSION BUSH [2 PCS/CAR] [BBP3-28-300C, C273-28-300B]</p>
 <p>BP4K-28-500 MAZDA 3 BK ['03-10], MD 5, FOCUS SUSPENSION BUSH [2 PCS/CAR] [EG21-28-500, BBM2-28-500, BBP3-28-500]</p>	 <p>EG21-28-300S MAZDA CX-7 ER [2006-2012] SUSPENSION BUSH [EG21-28-302, EG21-28-350S, EH44-28-350]</p>
 <p>EG21-28-300B MAZDA CX-7 ER [2006-2012] SUSPENSION BUSH [EG21-28-301, EG21-28-350B, EH44-28-300]</p>	 <p>EG25-28-69X MAZDA CX-7 ER [2006-2012] SUSPENSION BUSH [2 PCS/CAR]</p>
 <p>EG21-28-200 MAZDA CX-7 ER [2006-2012] SUSPENSION BUSH [D375-28-460, EG25-28-200B, EH44-28-200, EH46-28-200]</p>	 <p>EG25-28-68X MAZDA CX-7 ER [2006-2012] SUSPENSION BUSH [2 PCS/CAR]</p>
 <p>G26A-28-300 MAZDA 6 GG [2002-2008] SUSPENSION BUSH [RE] [4 PCS/CAR] [GJ6A-28-300]</p>	 <p>GJ6A-28-450 MAZDA 6 GG [2002-2008] SUSPENSION BUSH [RE] [4 PCS/CAR] [GP9A-28-450]</p>
 <p>GJ6A-28-200 MAZDA 6 GG [2002-2008] SUSPENSION BUSH [RE] [2 PCS/CAR] [G21D-28-250, GJ6A-28-250]</p>	 <p>GJ6A-28-500 MAZDA 6 GG ['02-08], GH ['08-13] SUSPENSION BUSH [RE] [4 PCS/CAR] [G26A-28-500, FA01-28-500]</p>



MAZDA

 <p>GS1D-28-450 MAZDA 6 GH [2008-2013] SUSPENSION BUSH [RE] [4 PCS/CAR] [GS1D-28-C10B]</p>	 <p>GS1D-28-501 MAZDA 6 GH [2008-2013] SUSPENSION BUSH [RE, Big Hole, 2 PCS/CAR]</p>
 <p>GS1D-28-301 MAZDA 6 GH [2008-2013] SUSPENSION BUSH [RE, BIG]</p>	 <p>GS1D-28-200 MAZDA 6 GH [2008-2013] SUSPENSION BUSH [RE] [2 PCS/CAR] [GS1D-28-250]</p>
 <p>GS1D-26-11X MAZDA 6 GH [2008-2013] SUSPENSION BUSH [RE] [GS1D-26-12XB]</p>	 <p>KD35-28-200 M/D 3 BN ['13-18], CX-5 KE ['11-17] SUSPENSION BUSH [BJS7-28-200, BKC3-28-200, GHP9-28-200]</p>
 <p>KD35-28-602 M/D 3 BN ['13-18], CX-5 KE ['11-17] SUSPENSION BUSH</p>	 <p>S10H28-660 BONGO FRIENDEE SG# ['95-2005] SUSPENSION BUSH [S10H-28-330, S10H-28-370]</p>
 <p>KD35-28-450 CX-5 KE '2011-2017 SUSPENSION BUSH</p>	 <p>KD35-28-68YA CX-5 KE '2011-2017 SUSPENSION BUSH</p>
 <p>KD35-28-430A CX-5 KE '2011-2017 SUSPENSION BUSH</p>	 <p>KD35-28-480 CX-5 KE '2011-2017, M/D 6 '12 SUSPENSION BUSH</p>



MAZDA

 <p>UB40-34-121 MAGNUM SPRING BUMPER, UPPER</p>	 <p>UB39-34-110 MAGNUM SPRING BUMPER, LOWER [UH71-34-110]</p>
 <p>UH71-34-110 BT50 2WD SPRING BUMPER, LOWER</p>	 <p>S083-34-110 MAGNUM, FIGHTER, BONGO SPRING BUMPER, LOWER [S113-34-110, S24R-34-110]</p>
 <p>UC2R-34-110 BT-50, RANGER TKE [2011-] SPRING BUMPER, LOWER</p>	
 <p>0208-28-320 1200, 1300 REAR SPRING BUMPER</p>	 <p>0603-28-320 B1600 '1977-1985 REAR SPRING BUMPER</p>
 <p>UR58-28-11A BT50 REAR SPRING BUMPER</p>	 <p>UH74-28-11A BT50 4WD '2006 REAR SPRING BUMPER</p>



MAZDA

 <p>0662-34-156 M1200, M1300, M1400 STABILIZER SHAFT RUBBER</p>	 <p>0603-34-156 B1600 [1977-1985] STABILIZER SHAFT RUBBER</p>
 <p>B26R-34-156 M/D 323 [1998-2002] STABILIZER SHAFT RUBBER B : 24 / C : 384 PCS [FR]</p>	 <p>G564-28-156 M/D 323 [1994-2002] STABILIZER SHAFT RUBBER B : 30 / C : 360 PCS [RE]</p>
 <p>UH71-34-156 MAGNUM, FIGHTER STABILIZER SHAFT RUBBER [UB71-34-156]</p>	 <p>UH74-34-156 E2000, FORD 4WD STABILIZER SHAFT RUBBER</p>
 <p>D001-34-156 DEMIO STABILIZER SHAFT RUBBER</p>	
 <p>D350-34-156D DEMIO DY3, DY5 ['02-07], FIESTA STABILIZER SHAFT RUBBER B : 16 / C : 192 PCS</p>	 <p>DL33-34-156 MAZDA 2 DY, FIESTA [2007-2014] STABILIZER SHAFT RUBBER [FR]</p>
 <p>BP4K-34-156A MAZDA 3 [2003-2006] STABILIZER SHAFT RUBBER [FR] [1.3, 1.6, 2.0]</p>	 <p>BP4K-28-156D MAZDA 3 [2003-2006] STABILIZER SHAFT RUBBER [RE] [1.3, 1.6, 2.0]</p>






MAZDA

 <p>KD61-34-156 MAZDA 6 GJ ['12-18], CX-5 ['11-17] STABILIZER SHAFT RUBBER [FR] [GHT6-34-156A, GMD9-34-156, GMH8-34-156A]</p>	 <p>KD31-28-156D MAZDA CX-5 [2011-2017] STABILIZER SHAFT RUBBER [RE, 2WD]</p>
 <p>KD35-34-156 MAZDA 6 GJ ['12-18], CX-5 ['11-17] STABILIZER SHAFT RUBBER [FR]</p>	 <p>KD35-28-156D MAZDA 6 GJ, GL [2012-2018] STABILIZER SHAFT RUBBER [RE, 4WD]</p>
 <p>UR58-34-156 BT50 2WD [2006-2011] STABILIZER SHAFT RUBBER [FR]</p>	 <p>UR58-28-156A BT50 2WD [2006-2011] STABILIZER SHAFT RUBBER [RE]</p>
 <p>UP20-34-156 BT50 4WD [2006-2011] STABILIZER SHAFT RUBBER [FR] [LB94-28-156]</p>	 <p>UR61-28-156A BT50 4WD [2006-2011] STABILIZER SHAFT RUBBER [RE]</p>
 <p>UC3C-34-156 BT-50 PRO, RANGER TKE ['11-15] STABILIZER SHAFT RUBBER [FR, 2WD, 4WD]</p>	 <p>TD13-34-156 MAZDA CX-9 TB [2007-2013] STABILIZER SHAFT RUBBER [FR] [TD13-34-156C]</p>
 <p>EF92-34-156 TRIBUTE EP [2000-2007] STABILIZER SHAFT RUBBER</p>	 <p>E112-34-156 ESCAPE, FORD TRIBUTE EP ['00-07] STABILIZER SHAFT RUBBER [FR]</p>














MAZDA

 <p>DN21-34-156 MAZDA 2 DY '03-07, FIESTA STABILIZER SHAFT RUBBER</p>	
 <p>UB39-34-154B M1600, MAGNUM STABILIZER LINK KIT</p>	 <p>G030-34-157 626 GLX STABILIZER LINK KIT</p>















MAZDA

 <p>BC1D-28-170A M/D 323 ['94-97], TRIBUTE ['01-07] LINK ASSY [RE, LH / RH] [EC01-34-150]</p>	 <p>GA2C-28-170 MAZDA 626 CRONOS [1991-1996] LINK ASSY [RE, LH / RH]</p>
 <p>GA2A-34-150A M/D 323 ['94-97], 626 ['97-02] LINK ASSY [FR, RH] [F151-34-150, F189-34-150, L206-34-150]</p>	 <p>GA2A-34-170A M/D 323 ['94-97], 626 ['97-02] LINK ASSY [FR, LH] [F151-34-170, GD1E-34-170, L206-34-170]</p>
 <p>B26R-34-170 M/D 323 BJ [1998-2004] LINK ASSY [FR, LH / RH] [4 DOOR]</p>	 <p>B26R-28-170 M/D 323 BJ [1998-2004] LINK ASSY [RE, LH / RH] [4 DOOR]</p>
 <p>LC62-34-170B MAZDA 323 [1998-2002] LINK ASSY [FR, LH / RH] [5 DOOR] [96391875]</p>	 <p>B30H-28-170B MAZDA 323 [1998-2002] LINK ASSY [RE, LH / RH] [5 DOOR]</p>
 <p>GS1D-34-170 MAZDA 6 [2008-2013] LINK ASSY [FR, LH]</p>	 <p>GS1D-34-150 MAZDA 6 [2008-2013] LINK ASSY [FR, RH]</p>
 <p>GS1D-28-170 MAZDA 6 [2008-2013] LINK ASSY [RE, LH / RH]</p>	













MAZDA

 <p>D350-34-170 DEMIO, MAZDA 2 [2003-2007] LINK ASSY [FR, LH / RH]</p>	 <p>DJ35-34-170 DEMIO, MAZDA 2 [2007-2014] LINK ASSY [FR, LH, RH] [D651-34-170]</p>
 <p>BP4K-34-170D MAZDA 3 BK ['03-08], BL ['09-13] LINK ASSY [FR, LH / RH]</p>	 <p>BP4K-28-170D MAZDA 3 BK ['03-08], BL ['09-13] LINK ASSY [RE, LH / RH]</p>
 <p>T001-34-17XA XEDOS 9 [1993-2000] LINK ASSY [FR, LH]</p>	 <p>T001-34-170 XEDOS 9 [1993-2000] LINK ASSY [FR, RH]</p>
 <p>KD31-28-170 M/D 3 BM [13],M/D 6 [12],CX-5[11] LINK ASSY [RE, RH]</p>	 <p>KD31-28-190 M/D 3 BM [13], M/D 6 [12], CX-5 [11] LINK ASSY [RE, LH]</p>
 <p>KD35-34-170 M/D 3 BM [13],M/D 6 [12],CX-5[11] LINK ASSY [FR, LH / RH]</p>	 <p>EF91-34-150 TRIBUTE [2001] LINK ASSY [FR, LH / RH]</p>
 <p>E181-34-150 TRIBUTE EP ['00-07], ESCAPE LINK ASSY [FR, RH] [2.3]</p>	 <p>E181-34-170 TRIBUTE EP ['00-07], ESCAPE LINK ASSY [FR, LH] [2.3]</p>









MAZDA

 <p>E112-34-150 TRIBUTE EP ['00-07], FIESTA I'08I LINK ASSY [FR, LH, RH] [DA6A-34-170, DA7V-34-170, EC01-34-150]</p>	
 <p>TD11-34-170A MAZDA CX-9 TB [2007-2013] LINK ASSY [FR, LH]</p>	 <p>TD11-34-150A MAZDA CX-9 TB [2007-2013] LINK ASSY [FR, RH]</p>
 <p>L206-28-170 MAZDA CX-9 TB [2007-2013] LINK ASSY [RE, LH / RH]</p>	 <p>F151-28-170 RX8 '2003-2008 LINK ASSY [RE, LH / RH]</p>
 <p>F151-34-170 RX8 '2003-2008 LINK ASSY [FR, LH]</p>	 <p>F151-34-150 RX8 '2003-2008 LINK ASSY [FR, RH]</p>
 <p>LC70-34-170 MPV '1999-2006 LINK ASSY [FR, LH / RH]</p>	
 <p>S10H-34-150 BONGO FRIENDEE '1999-2005 LINK ASSY [FR, LH / RH]</p>	 <p>S10H-28-170 BONGO FRIENDEE [1999-2005] LINK ASSY [RE, LH / RH]</p>



MAZDA

 <p>UR58-28-170 BT50 UN [2006-2011] LINK ASSY [RE, LH, RH, 2WD]</p>	 <p>UR61-28-170 BT50 UN [2006-2011] LINK ASSY [RE, LH, RH, 4WD]</p>
 <p>UC7C-34-170 BT50 PRO [2011-2015] LINK ASSY [FR, LH, 4WD] [AB313053CA, 1D00-34-170]</p>	 <p>UC7C-34-150 BT50 PRO [2011-2015] LINK ASSY [FR, RH] [1D01-34-150]</p>
 <p>UC2R-34-150 BT50 2WD [2011-2015] LINK ASSY [FR] [AB313052AA]</p>	
 <p>WE01-13-221 BT50 AIR HOSE</p>	



MAZDA

 <p>S083-34-136 B2200 [1987-1998] STRUT BAR RUBBER</p> <p>B : 14 / C : 168 PCS</p>	 <p>UB39-34-136 MAGNUM, FIGHTER STRUT BAR RUBBER</p>
 <p>0443-28-330 M1200 SPRING SHACKLE RUBBER [RE, BIG]</p>	 <p>3874-28-330 B1600, B2200, MAGNUM ['98-2006] SPRING SHACKLE RUBBER [FR]</p> <p>B : 20 / C : 320 PCS</p>
 <p>UB40-28-333 MAGNUM, FIGHTER SPRING SHACKLE RUBBER [SHORT, RE]</p> <p>B : 28 / C : 672 PCS</p>	 <p>UB39-28-333 MAGNUM, FIGHTER SPRING SHACKLE RUBBER [LONG, FR]</p> <p>B : 20 / C : 480 PCS</p>
 <p>UH71-28-470 BT50 SPRING SHACKLE RUBBER [LONG, FR]</p>	 <p>UH71-28-480 BT50 SPRING SHACKLE RUBBER [SHORT, RE]</p>
 <p>UC2R-28-470B BT50 PRO [2011] SPRING SHACKLE RUBBER [LONG]</p>	 <p>UC2R-28-480B BT50 PRO [2011] SPRING SHACKLE RUBBER [SHORT]</p>



MAZDA

 <p>0680-28-330 E2700 [1980-] SPRING SHACKLE BUSH</p> <p>B : 6 / C : 96 PCS</p>	 <p>0559-34-330 E2700 [1980-] SPRING SHACKLE BUSH</p> <p>B : 10 / C : 160 PCS [FR, SMALL]</p>
 <p>0680-34-330 E2700 [1980-] SPRING SHACKLE BUSH</p> <p>B : 6 / C : 96 PCS [FR, BIG]</p>	 <p>UR58-28-450A BT50 2WD, 4WD [2006] SPRING SHACKLE BUSH</p> <p>[FR] [2WD, 4WD]</p>
 <p>UC2R-28-450D BT50 PRO [2011] SPRING SHACKLE BUSH</p> <p>B : 4 / C : 64 PCS [AB31-5B714-AC, 1D00-28-450]</p>	



MAZDA

 <p>BP4L-32-123 MAZDA 3 BK ['03-08], BL ['09-13] STEERING RACK BUSH [BBM4-32-123A, B37F-32-123]</p> <p>B : 12 / C : 192 PCS</p>	
 <p>GJ8A-32-123 MAZDA 6 GG [2002-2007] STEERING RACK BUSH [GP9A-32-124, TD11-32-123]</p> <p>B : 12 / C : 192 PCS</p>	 <p>G31A-32-123 MAZDA 6 GG [2002-2007] STEERING RACK BUSH [EG21-32-124, GJ6A-32-124]</p> <p>B : 12 / C : 192 PCS</p>
 <p>GJ6A-32-123 MAZDA 6 GG [2002-2007] STEERING RACK BUSH</p>	 <p>G33S-32-124 MAZDA 6 GH [2007-2013] STEERING RACK BUSH [GS1F-32-123]</p> <p>B : 12 / C : 192 PCS</p>
 <p>GDK6-32-123 MAZDA 6 GH [2007-2013] STEERING RACK BUSH [GS1E-32-123]</p> <p>B : 12 / C : 192 PCS</p>	 <p>G33S-32-123 MAZDA 6 GH [2007-2013] STEERING RACK BUSH</p> <p>B : 12 / C : 192 PCS</p>
 <p>KD35-32-123 MAZDA 3 BM '13, CX-5 KE STEERING RACK BUSH</p>	



MAZDA

 <p>F001-22-540 323 XG FAMILIA [1980-1986] DRIVE SHAFT BOOT [INNER]</p> <p>B : 2 / C : 72 PCS</p>	 <p>F001-22-530 323 XG FAMILIA [1980-1986] DRIVE SHAFT BOOT [OUTER]</p> <p>B : 2 / C : 72 PCS</p>
 <p>F024-22-540 323 SEDAN [1992] DRIVE SHAFT BOOT [INNER]</p> <p>B : 2 / C : 72 PCS</p>	 <p>F024-22-530 323 SEDAN [1992] DRIVE SHAFT BOOT [OUTER]</p> <p>B : 2 / C : 72 PCS</p>
 <p>F061-22-540 323 SEDAN [1995-2000] DRIVE SHAFT BOOT [INNER]</p> <p>B : 2 / C : 72 PCS</p>	 <p>FA50-22-530 323 SEDAN [1995-2000] DRIVE SHAFT BOOT [OUTER] [FA51-22-530]</p> <p>B : 2 / C : 72 PCS</p>
 <p>G001-22-540 626 GLX DRIVE SHAFT BOOT [INNER]</p> <p>B : 2 / C : 72 PCS</p>	 <p>G001-22-530 626 GLX DRIVE SHAFT BOOT [OUTER]</p> <p>B : 2 / C : 72 PCS</p>
 <p>G560-22-540 M/D 626 [1991-2002] DRIVE SHAFT BOOT [INNER]</p> <p>B : 2 / C : 72 PCS</p>	 <p>G560-22-530 M/D 626 [1991-2002] DRIVE SHAFT BOOT [OUTER]</p> <p>B : 2 / C : 72 PCS</p>
 <p>FA81-22-540 MAZDA 2 DY [2003-2007] DRIVE SHAFT BOOT [INNER] [A/T]</p> <p>B : 2 / C : 72 PCS</p>	 <p>FA81-22-530 MAZDA 2 DY [2003-2007] DRIVE SHAFT BOOT [OUTER] [A/T]</p> <p>B : 2 / C : 72 PCS</p>



MAZDA

 <p>FD80-22-540 MAZDA 2 DY [2003-2007] DRIVE SHAFT BOOT [INNER]</p> <p>B : 2 / C : 72 PCS [M/T]</p>	 <p>FD80-22-530 MAZDA 2 DY [2003-2007] DRIVE SHAFT BOOT [OUTER]</p> <p>B : 2 / C : 72 PCS [M/T]</p>
 <p>FG02-22-540 MAZDA 3 BK [2003-2008] DRIVE SHAFT BOOT [INNER]</p> <p>B : 2 / C : 72 PCS [A/T 1.6]</p>	 <p>FG02-22-530 MAZDA 3 BK [2003-2008] DRIVE SHAFT BOOT [OUTER]</p> <p>B : 2 / C : 72 PCS [A/T, 1.6, Petrol] [GG25-22-530]</p>
 <p>FG01-22-540 MAZDA 3 BK [2003-2008] DRIVE SHAFT BOOT [INNER]</p> <p>B : 2 / C : 72 PCS [M/T 1.6]</p>	 <p>FG01-22-530 MAZDA 3 BK [2003-2008] DRIVE SHAFT BOOT [OUTER]</p> <p>B : 2 / C : 72 PCS [M/T, 1.6, Petrol] [GG25-22-530]</p>
 <p>GG25-22-540 MAZDA 3 BK [2003-2008] DRIVE SHAFT BOOT [INNER]</p> <p>B : 2 / C : 72 PCS [2.0 Petrol] [3M51-4A084-GA]</p>	 <p>GG25-22-530 MAZDA 3 BK [2003-2008] DRIVE SHAFT BOOT [OUTER]</p> <p>B : 2 / C : 72 PCS [2.0 Petrol] [FG02-22-530]</p>
 <p>GG62-22-540 M/D 3 [09-13], M/D 5, 6, CX5 ['11] DRIVE SHAFT BOOT [INNER]</p> <p>B : 2 / C : 72 PCS</p>	 <p>GG62-22-530 M/D 3 [09-13], M/D 5, 6, CX5 ['11] DRIVE SHAFT BOOT [OUTER]</p> <p>B : 2 / C : 72 PCS</p>
 <p>FTC3-22-540 MAZDA 3 BM, BN [2013-2018] DRIVE SHAFT BOOT [INNER]</p> <p>B : 2 / C : 72 PCS</p>	 <p>FTC3-22-530 MAZDA 3 BM, BN [2013-2018] DRIVE SHAFT BOOT [OUTER]</p> <p>B : 2 / C : 72 PCS</p>












MAZDA

 <p>PP01-22-540 BT50 4WD [2006-2011] DRIVE SHAFT BOOT [INNER]</p> <p>B : 2 / C : 72 PCS</p>	 <p>PP01-22-530 BT50 4WD [2006-2011] DRIVE SHAFT BOOT [OUTER]</p> <p>B : 2 / C : 72 PCS</p>
 <p>UCY2-49-YC0A BT50 PRO 4WD '2012 DRIVE SHAFT BOOT [INNER]</p> <p>B : 2 / C : 72 PCS [10089341]</p>	 <p>UCY2-49-YC0B BT50 PRO 4WD '2012 DRIVE SHAFT BOOT [OUTER]</p> <p>B : 2 / C : 72 PCS [10025989]</p>
 <p>YL8Z-3A331-AA ESCAPE, FORD TRIBUTE DRIVE SHAFT BOOT [INNER]</p> <p>B : 2 / C : 72 PCS [GG05-22-540]</p>	
	 <p>GP27-22-530A CX-7 ER '06-12, CX-9 TB '07-13 DRIVE SHAFT BOOT [OUTER]</p>



MAZDA

 <p>B001-32-118 323 XG FAMILIA STEERING GEAR BOOT [LH] B : 2 / C : 60 PCS</p>	 <p>B001-32-125 323 XG FAMILIA STEERING GEAR BOOT [RH] B : 2 / C : 60 PCS</p>
 <p>B456-32-125 323 SEDAN STEERING GEAR BOOT [L/R, [Power] [2.0] B : 2 / C : 60 PCS</p>	 <p>GA2A-32-125 626 CRONOS STEERING GEAR BOOT [L/R] B : 2 / C : 60 PCS</p>
 <p>GJ25-32-125 PROTEGE, 626 TTL STEERING GEAR BOOT [L,R] [BJ25-32-125] B : 2 / C : 60 PCS</p>	 <p>H002-32-125 MAZDA 626 STEERING GEAR BOOT [L/R, POWER] [B300-32-125] B : 2 / C : 60 PCS</p>
 <p>GJ22-32-125 626 TTL STEERING GEAR BOOT [LH, RH]</p>	
 <p>BP4L-32-12XMM MAZDA 3 '2003 STEERING GEAR BOOT B : 2 / C : 60 PCS</p>	 <p>D651-32-12X MAZDA 2, FIESTA '2011-2013 STEERING GEAR BOOT B : 2 / C : 60 PCS</p>



MAZDA

 <p>BP4K-34-0A5 MAZDA 3 BK [03-08], BL ['09-13] SHOCK ABS. DUST COVER [FR] [3M51-3K036-AC, CV6Z-18A047-A]</p>	 <p>3N61-5K-570 MAZDA 3 [2003-2008] SHOCK ABS. DUST COVER [RE]</p>
 <p>BP4K-34-111 MAZDA 3 BK [2003-2008] SHOCK ABS. BUMPER</p>	 <p>LA01-34-111A MPV LV [1990-1999] SHOCK ABS. DUST COVER [FR]</p>
 <p>D651-34-012 MAZDA 2, DEMIO DE '2007 SHOCK ABS. DUST COVER</p>	 <p>DD32-28-70XD MAZDA 2, DEMIO DE '2007 SHOCK ABS. BUMPER</p>
 <p>D651-34-111A MAZDA 2, DEMIO DE '2007 SHOCK ABS. BUMPER</p>	
	 <p>KD35-34-015 MAZDA3, CX-3, CX-5 '2014 SHOCK ABS. DUST COVER</p>